

Classic (MSBJ-C) Women's (WSBJ-C)



- Button Front
- Front & Offset Sleeve Piping
- Rounded Tail
- Set in sleeves
- Tapered cut

Pullover (MSBJ) Women's (WSBJ)



- Pullover Style
- Set in sleeve
- 1" trimmed "V" neck
- Straight tail
- Hemmed sleeves
- Texan option available

Ranger (MSBJ-R) Women's (WSBJ-R)



- Pullover Style
- 2 button placket
- 1" Neck Trim
- Straight tail
- Hemmed sleeve
- Set in sleeve
- Texan option available

Dodger (MSBJ-D) Women's (WSBJ-D)



- Button Front
- Hemmed Sleeve
- Rounded Tail
- Tapered cut

Texan (MSBJ-D-T) Women's (WSBJ-D-T)



- Mirrored front/back body insert (Dazzle cloth standard)
- Top sleeve panel with Dazzle cloth piping
- Tapered cut
- Rounded Tail
- Hemmed Sleeve
- Button Front
- Not available sleeveless

01 Hwt. Polyester	14 Dazzle
02 Nylon Tricot Mesh	15 Hwt. Stretch Nylon
08 Stretch Nylon	16 Pro Brite Mesh
10 Nylon Pro Mesh	20 4-Way Warp*
11 Pinstripe Warp Knit	26 Pebble
13 Micromesh	27 Pro Nylon*

* Available in white and gray only

SC

- 2" panel on lower leg
- 1/2" Dazzle overlay
- 4" Side panel

Toronto

- 4" Side panel
- 1/2" inverted chevrons - jersey

SP2

- 4" Side panel

Wildcat

- 4" Side panel
- 1/2" Dazzle overlay centered on panel

2P

- 2-piece side panel insert
- Contrast sleeve/ matching panel

Cincy

- 4" side panel
- Four 2" Dazzle horizontal overlays

Wolfpack

- 4" side panel
- 3-piece diagonal panel inserts

GA Tech

- 4" side inserts
- 3-piece panels

Women's

Jersey	Short
WSBJ	WS
02 Nylon Tricot Mesh	
14 Dazzle Cloth	
16 Pro Brite Tricot	
26 Pebble Cloth	
* Double Ply	

WOMEN'S JERSEY SIZING*

TOPS	XS	S	M	L	XL	XXL
WOMEN	30-32	34-36	38-40	42-44	46-48	50-52
Jr. MISS	22-24	26-28	30-32	34-36	38-40	42-44

* Button front jersey styles are cut slightly fuller than pullover styles.



Racer Style Back Available

Racer Back style features larger sleeveless openings.
NOTE: Restricted Print Area

STYLE OPTIONS - ADD...

- Trim Around Sleeve Openings - 1", 1 1/2", 2" or 2 1/2"
- Ribknit Sleeve Cuffs - 1", 1 1/2", 2" or 2 1/2"
- Dazzle Trim Overlay (horz/vert) pair
- Braves Style 3/8" Trim on loops & down leg
- Ribknit Neck
- Jacquard Ribknit Neck & Sleeve Cuff - 1"
- Contrasting Sleeve Color
- Drop Tail
- Rounded Tail
- Sleeveless

ORDERING IS EASY

- Select a style
- Select a fabric
- Select a color
- Select options
- Select sizes
- Print Instructions

JERSEY OPTIONS



Raglan Sleeve

Available on all styles except Texan
Contrasting Sleeves available



Saddle Sleeve

Available on all styles except Texan
Contrasting Sleeves available



Sleeveless Option "SL"

Available on all styles except texan

BASEBALL JERSEY SIZING*

TOPS	XS	S	M	L	XL	XXL
MENS	30-32	34-36	38-40	42-44	46-48	50-52
YOUTH	22-24	26-28	30-32	34-36	38-40	42-44
WOMEN	30-32	34-36	38-40	42-44	46-48	50-52
Jr. MISS	22-24	26-28	30-32	34-36	38-40	42-44

* Button front jersey styles are cut slightly fuller than pullover styles.

BASEBALL JERSEY OPTIONS

- 1" - 2 1/2" Trim around sleeve ends (Except cap sleeve & SL)
 - Texan Style option (On MSBJ & MSBJ-R)
 - 1 - 2 1/2" Ribknit cuff
 - Braves style 3/8" trim (Dodger style only, neck and sleeve)
 - Ribknit neck
 - Jacquard ribknit neck and sleeve
 - Contrasting color sleeve
 - Drop tail
 - Rounded Tail
 - 2" UCLA or USC Insert
 - Youth sizes Deduct
- SIZING OPTIONS**
- Additional body length per inch

How to Order

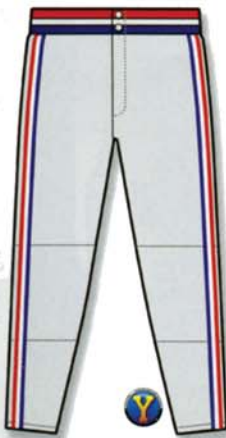
1. Choose Adult or Youth
2. Choose Style
3. Choose Fabric
4. Choose Color
5. Choose Trim Color
6. Options
7. Sizes
8. Print Instructions
9. Special Instructions



Traditional

MSBP

Women's
WSBP



MSBS

Women's
WSBS




- 2" Flexknit Drawstring Waist
- 1" Standard Side Trim
- 2 set-in pockets
- Double knees
- Nylon Zipper
- 7" inseam on shorts

Classic

MSBP-C

Women's
WSBP-C



MSBS-C

Women's
WSBS-C

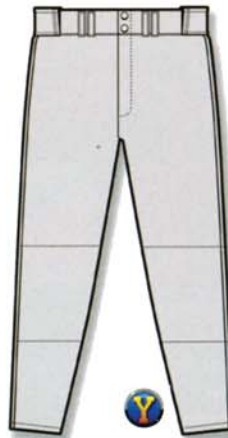


- Pro Style Belt Loops
- Piping on Side Seam
- 2 set-in pockets
- Double knees
- 2" Woven elastic waistband
- Nylon Zipper
- 7" inseam on shorts

Dodger

MSBP

Women's
WSBP-D



MSBS-D

Women's
WSBS-D



- Pro Style Belt Loops
- 2 set in pockets
- Double knees
- 2" Woven elastic waistband
- Nylon Zipper
- 7" inseam on shorts

Pull-Up - MSBK

Available in 18 Poly Colors!



PANTS Men's MSBK Boy's BSBK Women's WSBK

- 01 Hwt. Polyester
- 11 Pinstripe Poly
- Pull-Up Style with drawstring
- No Fly
- 4 Needle Waistband
- One Patch Pocket
- No Double Knee

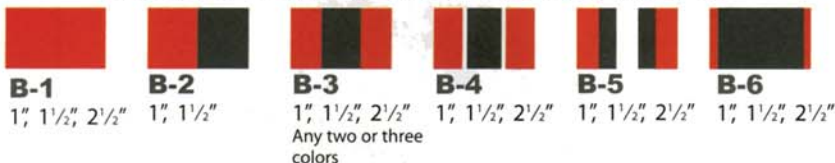
WAIST SIZES

	XS	S	M	L	XL	XXL
Order even sizes: 28-42						
Additional charges for larger sizes:						
Men's				2XL (44-46) add 10%	3XL (48-50) add 25%	4XL (52-54) add 30%, 5XL (56-58) add 35%
Youth	14-16	18-20	22-24	26-28	30-32	34-36

INSEAM & WAIST SIZES

Waist	16	18	20	22	24	26	28	30	32	34	36	38	40	42
Men's	-	-	-	-	-	-	27"	27"	27"	27"	27"	27"	27"	27"
Boy's	19"	20"	20"	21"	21"	22"	23"	23"	24"	24"	25"	25"	-	-

Braid / Trim Patterns & Widths



PANTS & SHORTS Men's MSBP-D Boy's BSBP-D

- 01 Hwt. Polyester
- 11 Pinstripe Warp Knit Poly
- 15 Super Hwt. Stretch Nylon
- 20 Four-Way Warp*
- 27 Pro Nylon*

* Available in white and gray only

PANT OPTIONS

- Deluxe Ribknit Waist w/ Drawstring
- 3/8" - 2" Side Trim (Standard on Traditional)
- Patch Pocket
- Pocket Flaps (each)
- Ankle Length (+5" tapered)
- Windy City Length (+4" with V slit and hemmed)
- Braves Style 3/8" Trim on Belt Loops and Sides
- Contrasting Pocket Welt (each - set-in pockets only)
- No Set-In Pocket
- No Double Knees
- Brass Zipper*
- Ban-Roll No Slip Waistband (Belt loop styles only)*
- Cover Stitch all Seams*
- Reinforced Crotch Piece*
- Additional Rise (per inch)
- Additional Inseam Length (per inch)
- Extra Tapered Leg
- Larger Leg Opening
- Specified Inseam (per inch)

* Available in Elite package.